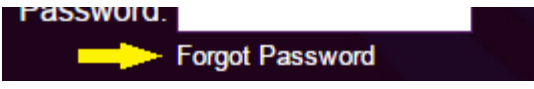
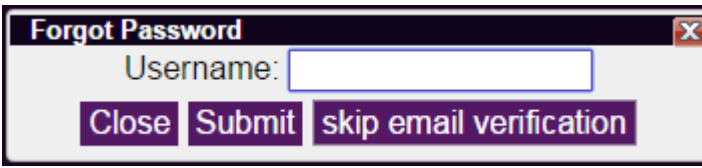


PerfectTacos[®] Password Reset

1) Go to <http://www.perfecttacos.com>

2) Click on  in the top right.

3) Click on .

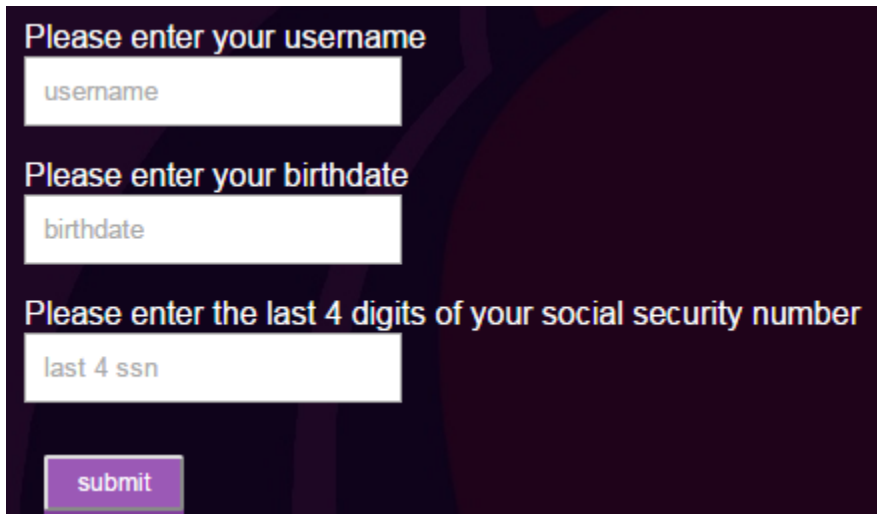
4) A new box will pop-up .

5) Type in your username and click submit.

a. You will get a password reset link sent to your email. ***Skip to step 10.***

b. If you have forgotten your email, click "Skip email verification" and continue to step 6.

6) Follow the on screen instructions, then click "Submit" (***this info must be exact***).



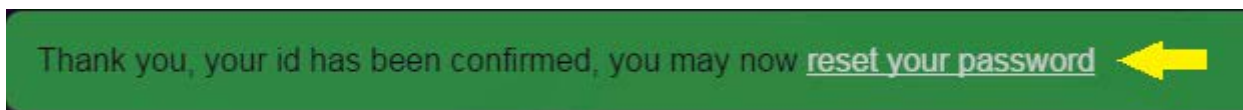
Please enter your username
username

Please enter your birthdate
birthdate

Please enter the last 4 digits of your social security number
last 4 ssn

submit

7) Once this info is verified, you will get a green message on the screen:

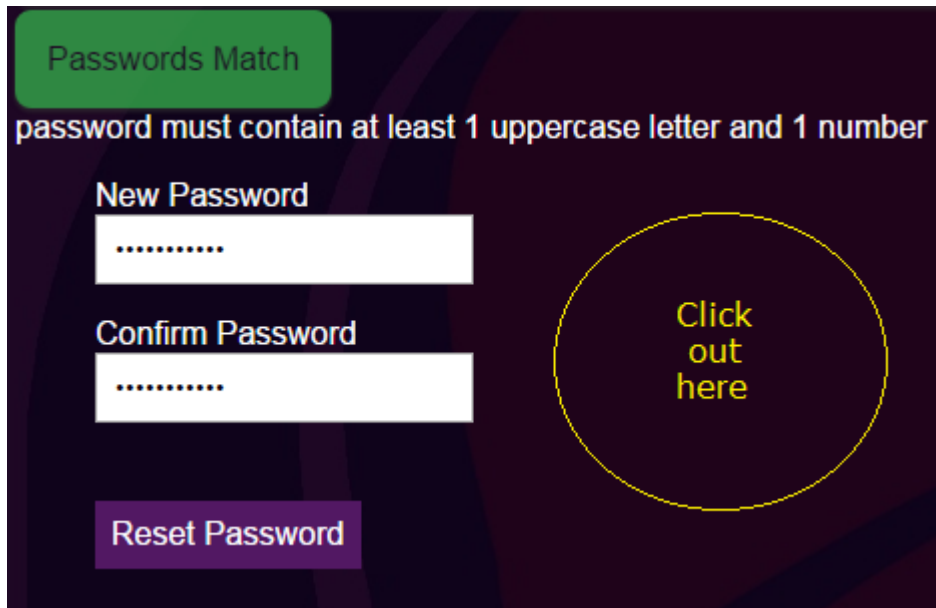


Thank you, your id has been confirmed, you may now [reset your password](#) ←

8) Click on "reset your password".

a. *Continue on next page.*

- 9) Enter your new password and then confirm the password. **Click out of both boxes** and you will get the “Passwords Match” message. Click “Reset Password”. **All set.**
- a. **New passwords must beat least 8 characters with 1 capital letter and 1 number and no special characters.**



- 10) Check your email for an email from “info@perfecttacos.com” and the subject “Password Reset Request”. It should look like this:

From: info@perfecttacos.com
To: Kenny Petty
Cc:
Subject: Password Reset Request



Perfect Tacos

You are receiving this email because you have requested a password retrieval for user **kpetty**

To reset your password, follow this link or copy and paste it into your browser:

<https://perfecttacos.com/secure/password/reset.php?key=pass143757414755afa40309e67key97601>

(if link does not work, copy and paste: <https://perfecttacos.com/secure/password/reset.php?key=pass143757414755afa40309e67key97601>)

Copyright © 2015 Sundance, Inc. | The Taco Bell name, design logo and related trademarks and products are used under license from Taco Bell Corporation and

- 11) Click on the included link or copy and paste the address into your browser as per the instructions in the email. **Jump back up to step 9.**